

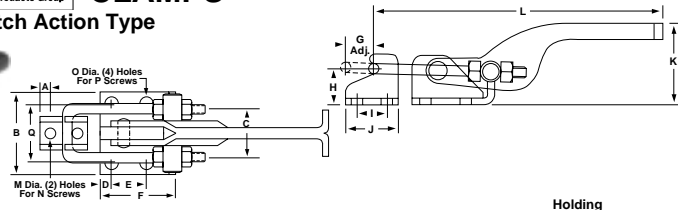


# CLAMPS

## Latch Action Type

### Series 323, 331, 341

The threaded U-bolts permit easy adjustment and provide a positive connection with the supplied latch plate. See pages 106 and 107 for accessories.

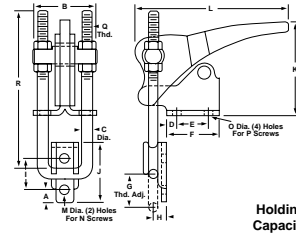


Cat. No.	A	B	C	D	E	F	G	H	I	J	K	L	M	N	O	P	Q	Holding Capacity Lbs.	Price Each 1-49	
<b>Steel</b>																				
TC-323	15/64	17/64	3/4	13/64	5/8	11/32	25/64	15/32	13/16	25/64	25/32	19/64	315/32	11/64	#6	11/64	#6	3/4	360	\$9.65
TC-331	7/32	13/4	11/4	3/4	3/4	19/16	3/8	21/32	2	9/16	1	15/8	57/8	7/32	#10	17/64	1/4	11/4	700	12.60
TC-341	3/8	21/8	13/4	3/8	15/8	25/8	15/16	19/16	21/2	3/4	11/2	23/4	71/2	.334	5/16	.334	5/16	11/2	2,000	19.75
<b>Stainless</b>																				
TC-323-SS	15/64	17/64	3/4	13/64	5/8	11/32	25/64	15/32	13/16	25/64	25/32	19/64	315/32	11/64	#6	11/64	#6	3/4	360	19.15
TC-331-SS	7/32	13/4	11/4	3/4	3/4	19/16	3/8	21/32	2	9/16	1	15/8	57/8	7/32	#10	17/64	1/4	11/4	700	21.20
TC-341-SS	3/8	21/8	13/4	3/8	15/8	25/8	15/16	19/16	21/2	3/4	11/2	23/4	71/2	.334	5/16	.334	5/16	11/2	2,000	38.30

NOTE: Also available as toggle-lock plus models TC-331-R, TC-341-R, TC-331-RSS and TC-341-RSS. See page 104.

### Series 324, 334, 344, 374

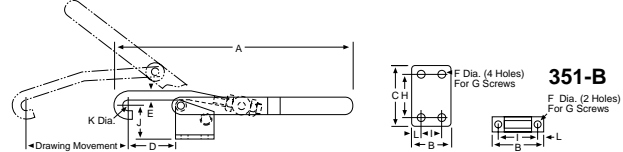
Latch plate included with all clamps listed below. Except TC-374. See pages 106 and 107 for accessories.



Cat. No.	A	B	C	D	E	F	G	H	I	J	K	L	M	N	O	P	Q	R	Holding Capacity Lbs.	Price Each 1-49	
<b>Steel</b>																					
TC-324	5/32	13/16	5/32	1/4	1/2	1	7/16	3/16	9/16	11/2	1	21/16	31/8	11/64	#6	13/64	#10	M4	27/8	500	\$12.70
TC-334	9/32	15/8	1/4	9/32	3/4	15/16	11/16	11/32	13/16	21/16	11/2	27/16	315/16	7/32	#10	9/32	1/4	M6	41/8	1,000	15.85
TC-344	3/8	23/8	5/16	5/16	11/4	17/8	11/8	1/2	11/16	21/2	21/8	33/16	51/8	11/32	5/16	11/32	5/16	M8	51/2	2,000	23.75
TC-374	23/32	25/8	3/8	3/4	11/4	21/2	17/8	9/16	9/16	13/4	2	31/4	511/16	9/32	1/4	13/32	7/16	3/8-16	65/16	4,000	61.55
<b>Stainless</b>																					
TC-324-SS	5/32	13/16	5/32	1/4	1/2	1	7/16	3/16	9/16	11/2	1	21/16	31/8	11/64	#6	13/64	#10	M4	27/8	500	22.90
TC-334-SS	9/32	15/8	1/4	9/32	3/4	15/16	11/16	11/32	13/16	21/16	11/2	27/16	315/16	7/32	#10	9/32	1/4	M6	41/8	1,000	27.10
TC-344-SS	3/8	23/8	5/16	5/16	11/4	17/8	11/8	1/2	11/16	21/2	21/8	33/16	51/8	11/32	5/16	11/32	5/16	M8	51/2	2,000	45.90
TC-374-SS	23/32	25/8	3/8	3/4	11/4	21/2	17/8	9/16	9/16	13/4	2	31/4	511/16	9/32	1/4	13/32	7/16	3/8-16	65/16	4,000	142.17

### Series 330, 351, 371, 381

Pull bar is threaded for convenient adjustment. See pages 106 and 107 for accessories.

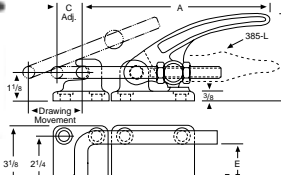


Cat. No.	A	B	C	D	E	F	G	H	I	J	K	L	Holding Capacity Lbs.	Price Each 1-49	
<b>Steel</b>															
TC-330	511/16	1	111/16	13/4	3/16	7/32	23/8	#10	17/32	1/2	9/16	5/16	1/4	200	\$10.05
TC-351	85/8	11/2	115/16	25/16	5/16	13/64	4	3/16	13/8	3/4	3/8	1/2	375	9.80	
TC-351-B*	85/8	2	25/16	5/16	13/64	4	3/16	13/8	3/4	3/8	1/2	375	9.95		
TC-371	111/4	17/8	29/16	27/8	3/8	11/32	53/8	5/16	115/16	11/4	125/64	1/2	5/16	750	18.00
TC-381	131/4	21/8	33/8	3	1/2	13/32	61/8	3/8	23/8	11/8	113/16	5/16	1/2	1,000	24.10
<b>Stainless</b>															
TC-330-SS	511/16	1	111/16	13/4	3/16	7/32	23/8	#10	17/32	1/2	9/16	5/16	1/4	200	17.50
TC-351-SS	85/8	11/2	115/16	25/16	5/16	13/64	4	3/16	13/8	3/4	3/8	1/2	375	18.65	
TC-351-BSS*	85/8	2	25/16	5/16	13/64	4	3/16	13/8	3/4	3/8	1/2	450	19.00		
TC-371-SS	111/4	17/8	29/16	27/8	3/8	11/32	53/8	5/16	115/16	11/4	125/64	1/2	5/16	750	40.50
TC-381-SS	131/4	21/8	33/8	3	1/2	13/32	61/8	3/8	23/8	11/8	113/16	5/16	1/2	1,000	66.15

\*TC-351-B and TC-351-BSS have narrow base. NOTE: Also available as Toggle-Lock Plus Models TC-351-R and TC-371-R, see page 104.

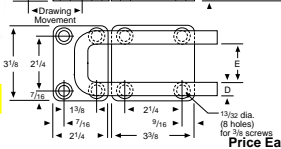

### TC-375, 375-B

Drawing Movement: 31/2  
Holding Capacity: 4,000 lbs.



### TC-385, 385-L

Drawing Movement: 23/16  
Holding Capacity: 7,500 lbs.



Latch plate not included, sold separately below. See pages 106 and 107 for accessories.

Cat. No.	A	B	C	D	E	Price Each 1-49	Cat. No.	A	B	C	D	E	Price Each 1-49
TC-375	911/16	4	11/2	3/8	11/4	\$39.85	TC-385	85/8	33/4	11/8	1/2	15/8	\$52.00
TC-375-B*	911/16	41/8	11/2	3/8	11/4	\$34.15	TC-385-L	99/16	2	7/8	1/2	15/8	\$62.35
TC-375509	Optional Latch Plate for 375-B					\$3.90	TC-385102	Optional Latch Plate for 375/385					\$12.05

\*TC-375-B has narrow base. NOTE: Also available as Toggle-Lock Plus Model TC-375-R, see page 104.